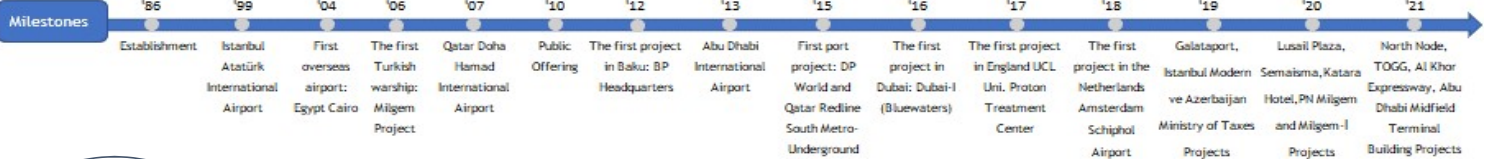




today for tomorrow

engineering that exceeds the limits in different languages and different geographies



**7**  
Subsidiaries

**3** Continents  
**14** Countries

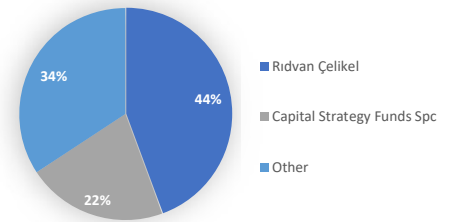
**Public Offer 2010**  
**"ANELE"**  
Revenue (2022 Q1)  
**42 million \$**  
Employees (2022 Q1)  
**2.002**

**4**  
Overseas  
Branches

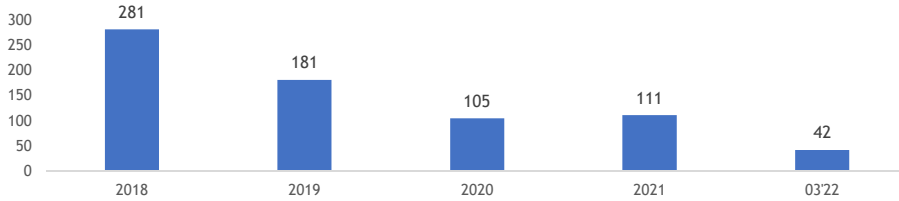
**200+**  
Projects

Anel Elektrik was established in 1986 and is an innovative and pioneering project management and engineering company providing contracting services for electrical and mechanical projects. Together with subsidiaries, branch offices and business partners, it operates predominantly in Turkey, Middle East and Europe through two segments namely contracting and real estate.

**SHAREHOLDER STRUCTURE**



Revenue (Mio USD)



Statement of Financial Position (Mio TRY)

	03'22	'21	Chg.(%)
Current Assets	2.110	1.821	16%
Non-Current Assets	1.557	1.434	9%
<b>Total Assets</b>	<b>3.667</b>	<b>3.255</b>	<b>13%</b>
Short-Term Lia.	2.783	2.419	15%
Long-Term Lia.	199	192	4%
Equity	685	645	6%
<b>Total Liabilities</b>	<b>3.667</b>	<b>3.255</b>	<b>13%</b>

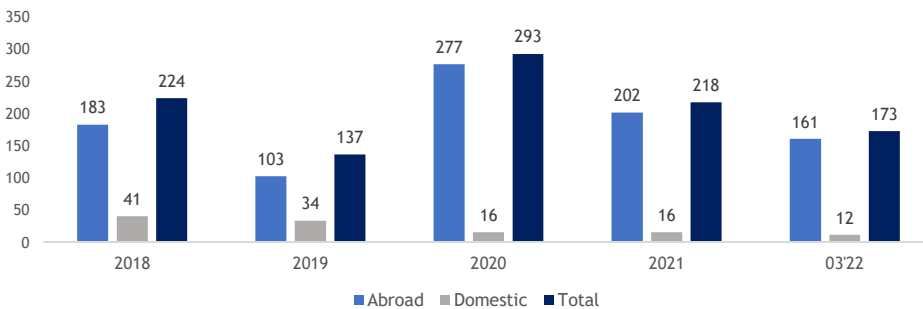
Ratios

	03'22	'21
Current Ratio	0,76	0,75
Net Fin. Debt / EBITDA	97,39	-5,57
Short-Term Debt/ Equity	4,06	3,75
ST Fin. Debt / Total Fin. Debt	0,85	0,84
Asset Turnover Ratio	0,16	0,30
Equity/Total Assets	0,19	0,20
Fixed Assets/Total Assets	0,42	0,44

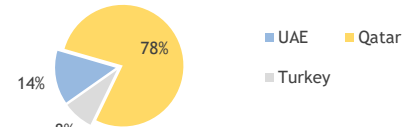
Statement of Profit/Loss (Mio TRY)

	03'22	03'21	Chg.(%)
Revenue	583	163	258%
Operating Profit/Loss	2	-33	-108%
EBITDA	5	-31	-116%
Net Profit/Loss	-20	-33	-38%
Net Profit Margin	-3,5%	-20,3%	
Operating P/L Margin	0,4%	-20,4%	
EBITDA Margin	0,9%	-19,3%	

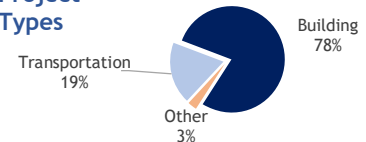
2022 Q1 BACKLOG 173 Mio USD



By Country



Project Types



✓ Experience in 11 international airports

✓ 16 different project types