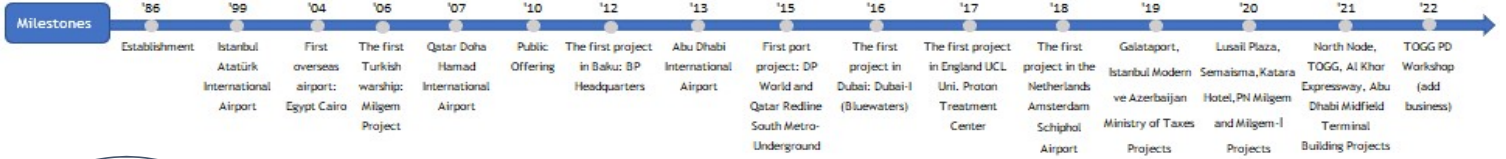




today for tomorrow

engineering that exceeds the limits in different languages and different geographies



**7**  
Subsidiaries

**3** Continents  
**14** Countries

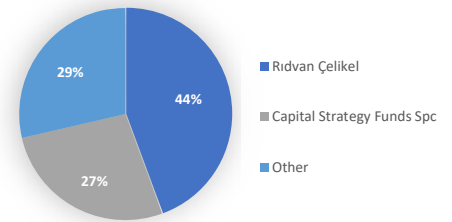
**Public Offer 2010**  
**"ANELE"**  
**Revenue (2022 Q3)**  
**132 million \$**  
**Employees (2022 Q3)**  
**1.199**

**3**  
Overseas  
Branches

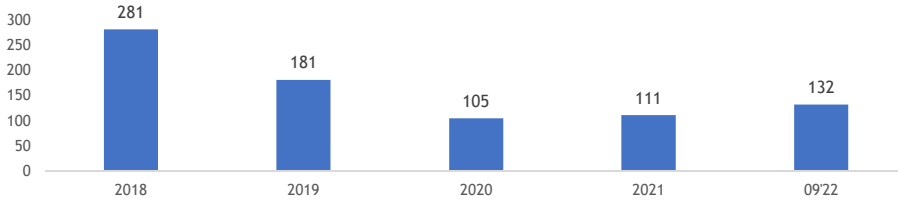
**200+**  
Projects

Anel Elektrik was established in 1986 and is an innovative and pioneering project management and engineering company providing contracting services for electrical and mechanical projects. Together with subsidiaries, branch offices and business partners, it operates predominantly in Turkey, Middle East and Europe through two segments namely contracting and real estate.

**SHAREHOLDER STRUCTURE**



Revenue (Mio USD)



Statement of Financial Position (Mio TRY)

	09'22	'21	Chg.(%)
Current Assets	2.960	1.821	63%
Non-Current Assets	1.883	1.434	31%
Total Assets	4.844	3.255	49%
Short-Term Lia.	3.831	2.419	58%
Long-Term Lia.	200	192	4%
Equity	813	645	26%
Total Liabilities	4.844	3.255	49%

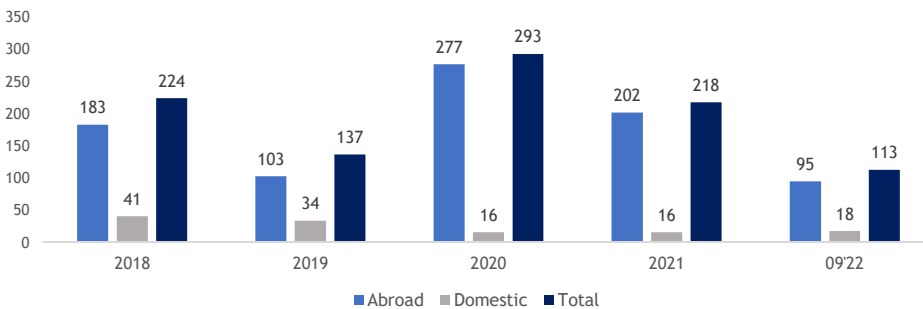
Ratios

	09'22	'21
Current Ratio	0,77	0,75
Net Fin. Debt / EBITDA	-242,37	-5,57
Short-Term Debt/ Equity	4,71	3,75
ST Fin. Debt / Total Fin. Debt	0,92	0,84
Asset Turnover Ratio	0,43	0,30
Equity/Total Assets	0,17	0,20
Fixed Assets/Total Assets	0,39	0,44

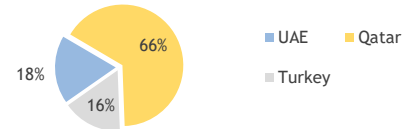
Statement of Profit/Loss (Mio TRY)

	09'22	06'21	Chg.(%)
Revenue	2.094	633	231%
Operating Profit/Loss	-10	-48	-79%
EBITDA	-3	-43	-93%
Net Profit/Loss	-139	-71	95%
Net Profit Margin	-6,6%	-11,3%	
Operating P/L Margin	-0,5%	-7,6%	
EBITDA Margin	-0,1%	-6,8%	

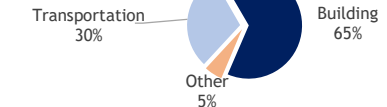
2022 Q3 BACKLOG 113 Mio USD



By Country



Project Types



✓ Experience in 11 international airports

✓ 16 different project types